

Main catalogue
Catalogue général
Catálogo general
Catálogo geral

- EN** Folding wheelchair in painted steel
F Fauteuil roulant pliant en acier vernis
ES Silla de ruedas plegable en acero pintado
P Cadeira de rodas dobrável em aço pintado

Start

Single cross frame

Series CP100



Optional accessories



Cod. CPA150
Armrest adjustable
height 74÷82cm from
floor - PAIR



Cod. CPA120V
Cod. CPA122V (only
for 38 size)
Painted elevating
footrests -PAIR



Cod. CPA120C
Cod. CPA122C (only
for 38 size)
Chrome-plated
elevating footrests
- PAIR



Cod. CPA501
Linear table
for wheelchair -
55x32 cm



Cod. CPA506
Table for wheelchair
58x38 cm

Spare parts

Cod. CPR100 PAIR
Complete armrest

Cod. CPR120 PAIR PU
Rear wheel Ø 60 cm

Cod. CPR111 PAIR
Swing away lateral
footrest

















Cod. CPR140 SINGLE
PVC front wheel Ø
20x2,5 cm

Cod. CPR135 PAIR
PAIR Swing away lateral
footrest (size 38 only)

Cod. CPR241 SINGLE
Plastic footrest

Cod. CPR105
Only armrest padding

Technical features

SPECIFICATIONS																
Front wheels		PVC, black, steel fork														
Rear wheels		Aluminium with radius, PU, black														
Upholstery		Padded nylon - Fire reaction tested, according to EN1021-1/2														
WEIGHT AND DIMENSION																
Measures in cm																 Max loading weight
CP100-38								38		56						
CP100-40								40		58						
CP100-43								43		61						
CP100-45	113	83	43	90	74	49	42÷56	45	43	63	27	17,5	60	20	-	120
CP100-46								46		63,5						
CP100-48								48		65						

- EN** Folding wheelchair - Painted steel
F Fauteuil roulant pliant - Acier verni
ES Silla de ruedas plegable - Acero pintado
P Cadeira de rodas dobrável - Aço pintado

Plus

Double cross - Bariatric

Series CP300



Optional accessories



Cod. **CPA154**
Armrest adjustable height 69÷79cm from floor - PAIR



Cod. **CPA120V**
Painted elevating footrests - PAIR



Cod. **CPA120C**
Chrome-plated elevating footrests - PAIR



Cod. **CPA517**
Table for wheelchair large 68x57 cm

Spare parts

Cod. **CPR103** PAIR
Complete armrest

















Cod. **CPR241** SINGLE
Plastic footrest

Cod. **CPR141** SINGLE PU
front wheel Ø 20x5 cm

Cod. **CPR111** PAIR Swing
away lateral footrest

Cod. **CPR122** PAIR Solid
rear wheel Ø 60 cm

Technical features

SPECIFICATIONS																
Front wheels	PU, black, steel fork															
Rear wheels	Plastic radius, PU, solid, black															
Upholstery	Padded nylon- Fire reaction tested, according to EN1021-1/2															
WEIGHT AND DIMENSION																
Measures in cm																
CP300-50								50		73						
CP300-55	118	90	48	92	76	52	43÷57	55	41	78	32	26	60	20	-	200
CP300-60								60		83						

Accessories for standard wheelchairs



Cod. **CPA110-45**
WC seat 45 cm
(size 45 only)



Cod. **CPA100-40**,
CPA100-43, **CPA100-45**,
CPA100-50
Foam cushion 5 cm h



Cod. **CAR900**
Headrest



Cod. **CPA501**
Linear table
55x32 cm (except sizes
50-55-60)



Cod. **CPA506**
Table for wheelchair
58x38 cm (except sizes
50-55-60)



Cod. **CPA517**
Table for wheelchair
68x57 cm
(sizes 50-55-60 only)



Cod. **CPA120V**
Cod. **CPA122V** (only for
38 size)
Painted elevating
footrests - PAIR



Cod. **CPA120C**
Cod. **CPA122C** (only for
38 size)
Chrome-plated
elevating footrests
- PAIR



Cod. **CPA121**
Pedana elevabile
verniciata - PAIO
DM332/99:
12.24.03.109
DPCM 12.01.2017
12.22.91.718



Cod. **CPA130**
Footrest
(sizes 45, 46, 48, 50, 55
only - No red models)



Cod. **CPA605**
Oxygen bottle holder in
chromed steel Ø bottle
max 12 cm



Cod. **CPA606** Cod. **CPA600**
Polyester Adjustable IV pole
Oxygen
bottle holder
Ø bottle max
12 cm



Cod. **CPA234**
One hand drive kit



Cod. **CPA240**
PU rear wheel - PAIR
(only for CP110,
CP200)



Cod. **CPR622**
PU solid rear wheel Ø
30 cm - PAIR (only for
CP620)



Cod. **CPA242**
PU rear wheel Ø 60 cm
- PAIR (sizes CP115,
CP205 only)



Cod. **CPA244**
Quick release rear wheel,
PNEUMATIC Ø 60 cm
- PAIR
(only for CP102,
CP110, CP200)



Cod. **CPR150**
Anti-tipper wheels
4 cm - PAIR
(only for CP100, CP102,
CP110, CP115, CP205,
CP500, CP520)



Cod. **CAR605**
Anti-heft bar
(except CP620,
CP625)



Cod. **CPA150**
Armrest adjustable
height 74÷82 cm from
floor - PAIR (only for
CP100, CP102, CP110,
CP115, CP500)



Cod. **CPA154**
Armrest adjustable
height 69÷79cm from
floor - PAIR (only for
CP300, CP310)



Cod. **CPR108**
Armrest adjustable
height 73÷81 cm from
floor - PAIR (only for
CP520)



Cod. **CPA160**
Armrest PAIR
(only for CP100,
CP102, CP110, CP115,
CP500)



Cod. **CPA140-xx**
Universal backrest
extension - specify the size
38/40/43/45/48/50/55/60
(No red models)



KOALA (MOPEDIA)
Restraining system line



Cod. **RP245**
Safety belt



Cod. **RP247**
Safety belt with spring
buckle

Kit to convert a transit to a self-propelling:

From Next (CP110) to Next Go! (CP115)
CPR216D, right brake;
CPR216S, left brake;
CPA240, small wheel - pair;
nr. 2 CPR342, quick release pivot for back wheel;

From Next Go! (CP115) to Next (CP110)
CPR210D, right brake dx;
CPR210S, left brake;
CPA242, big wheel - pair;
nr. 2 CPR343, quick release pivot for back wheel;

From Dual (CP200) to Dual Go! (CP205)
CPA240, small wheel - pair;
nr. 2 CPR342, quick release pivot for back wheel;

From Dual Go! (CP205) to Dual (CP200):
CPA242, big wheel - pair;
CPR343, quick release pivot for back wheel;

From Skinny (CP620) to Skinny Go! (CP625)
CPR622, small wheel - pair;
CPR211D, right brake;
CPR211S, left brake;

From Skinny Go! (CP625) to Skinny (CP620)
CPR621, big wheel - pair;
CPR630D, right brake;
CPR630S, left brake;

Spare parts for standard wheelchairs



Cod. CPR100
Complete armrest PAIR
(only for CP100,
CP102)



Cod. CPR107
Complete armrest PAIR
(only for CP110,
CP115)



Cod. CPR108
Height adjustable
armrest PAIR (only for
CP200, CP205)



Cod. CPR103
Complete armrest PAIR
(only for CP300-
CP310)



Cod. CPR101
Complete armrest PAIR
(only for CP500)



Cod. CPR102
Complete armrest PAIR
(only for CP520)



Cod. CPR610
Complete armrest PAIR
(only for CP620-
CP625)



Cod. CPR400
Complete armrest PAIR
(only for CP100R)



Cod. CPR401
Complete armrest PAIR
(only for CP103R-
CP500R)



Cod. CPR215S Left
Cod. CPR215D Right
Brake (only for CP520)



Cod. CPR111
Swing away lateral
footrests – PAIR



Cod. CPR135
Swing away lateral
footrest PAIR
(size 38 only)



Cod. CPR625
Swing away lateral
footrests – PAIR
(only for CP620-CP625)



Cod. CPR415
Swing away lateral
footrests – PAIR (series
CP100R-CP103R-CP500R)



Cod. CPR241
Plastic footrest SINGLE (only
blue models)



Cod. CPR120
PU rear wheel Ø 60 cm
– PAIR (only for
CP100)



Cod. CPA242
U rear wheel Ø 60 cm
– PAIR
(only for CP102-
CP110-CP200-CP205)



Cod. CPR122
Solid rear wheel Ø 60
cm – PAIR
(only for CP300)



Cod. CPR621
PU rear wheels
Ø 50cm – PAIR
(only for CP620)



Cod. CPR413
PU rear wheels
Ø 60cm – PAIR
(only for CP100R-
CP103R)



Cod. CPR150
Anti-tipper wheels 4 cm -
PAIR (only for CP200-
CP205)



Cod. CPR132
PU rear wheel Ø 32 cm
- PAIR
(only for CP310)



Cod. CPA240
PU rear wheels – PAIR
(only for CP115-
CP205)



Cod. CPR131
PU rear wheel Ø 30 cm
- PAIR (only for
CP500-CP520)



Cod. CPR622
PU solid rear wheel
Ø 30cm – PAIR (only
for CP625)



Cod. CPR412
PU solid rear wheel
Ø 30cm – PAIR
(only for CP500R)



Cod. CPR140
PVC front wheel
Ø 20 x 2,5 cm - SINGLE
(only for CP100-
CP102-CP110-CP115)



Cod. CPR141
PU front wheel Ø 20x5
cm - SINGLE
(only for CP300-
CP305)




Cod. CPR143
PU front wheel Ø 20x3
cm - SINGLE
(only for CP200-
CP205-CP500-
CP520)



Cod. CPR620
PU front wheel
Ø 18cm – SINGLE
(only for CP620-
CP625)



Cod. CPR410
PVC front wheel
Ø 20 x 2,5 cm - SINGLE
(only for CP100R)



Cod. CPR411
PU front wheel
Ø 20 x 5 cm - SINGLE
(only for CP103R-
CP500R)

- EN** Three-leg and four-leg canes in anodized aluminium
- F** Canes tripodes et quadripodes en aluminium anodisé
- ES** Trípodes y cuadrípodes en aluminio anodizado
- P** Tripés e quadripés em alumínio anodizado

Brio

Closed handle - Anatomic grip

Cod. **RP721**

Tripod
Adult



Cod. **RP724**

Quadripod





Cod. **RP715**

Tripod
Children



Technical features

Product codes	RP715	RP721	RP724
WEIGHT AND DIMENSION			
Base			
 H:	66÷73 cm	74÷97 cm	74÷96 cm
	80 Kg	130 Kg	
	4 Pcs		

Open handle

Cod. **RP720**

Tripod



Cod. **RP723**

Quadripod









Cod. **RP726**

Quadripod



Steel
base

Technical features

RIFERIMENTI				
Product codes		RP720	RP723	RP726
WEIGHT AND DIMENSION				
Base				
	H:  75÷97 cm	75÷95 cm		
	130 Kg			
	4 Pcs			

Antibrachial support

Cod. **RP719**

Tripod








Cod. **RP722**

Quadripod



Technical features

RIFERIMENTI		
Product codes	RP719	RP722
WEIGHT AND DIMENSION		
Base		
 H:	76÷98 cm	
	100 Kg	
	4 Pcs	

Spare parts



Cod. **RV7033**
Rubber tips for four-leg canes
large base- PAIR
Ø 18 mm



Cod. **RV7036**
Rubber tips for RP726
Ø 12 mm - 4 Pcs

- EN Anodized aluminium forearm crutches
- F Cannes anglaises en aluminium anodisé
- ES Muletas en aluminio anodizado
- P Canadianas de aluminio anodizado

Brio

Adult

Cod. **RP701V**

Green



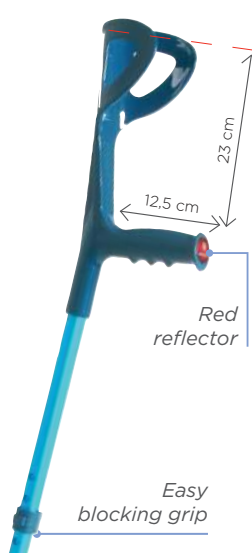
Cod. **RP701R**

Red



Cod. **RP701B**

Blue



Cod. **RP701A**

Silver



Cod. **RP701N**

Black



Technical features

WEIGHT AND DIMENSION

	Diameter		
H: 93÷116,5 cm - H: 74÷97 cm (from grip to ground) each 2,5 cm adjustable	ø upper: 22 mm - ø lower: 19 mm	100 Kg	12 pairs

Cod. **RP705A**



Cod. **RP706N**

Black



Technical features

WEIGHT AND DIMENSION

	Diameter		
H: 93,5÷116,5 cm - H: 74÷97 cm (from grip to ground) each 2,5 cm adjustable	ø upper: 22 mm - ø lower: 19 mm	100 Kg	12 pairs